(4784)

Financial Results for the Third Quarter of the Fiscal Year Ending December 31, 2026

November 13, 2026

Tadashi Ito, President and CEO

Copyright © GMO Internet, Inc. All Rights Reserved.

Thank you all for joining us today.
I am Tadashi Ito, President and CEO.
We will now begin the Q3 earnings presentation for the fiscal year ending December 2026 of GMO Internet, Inc.

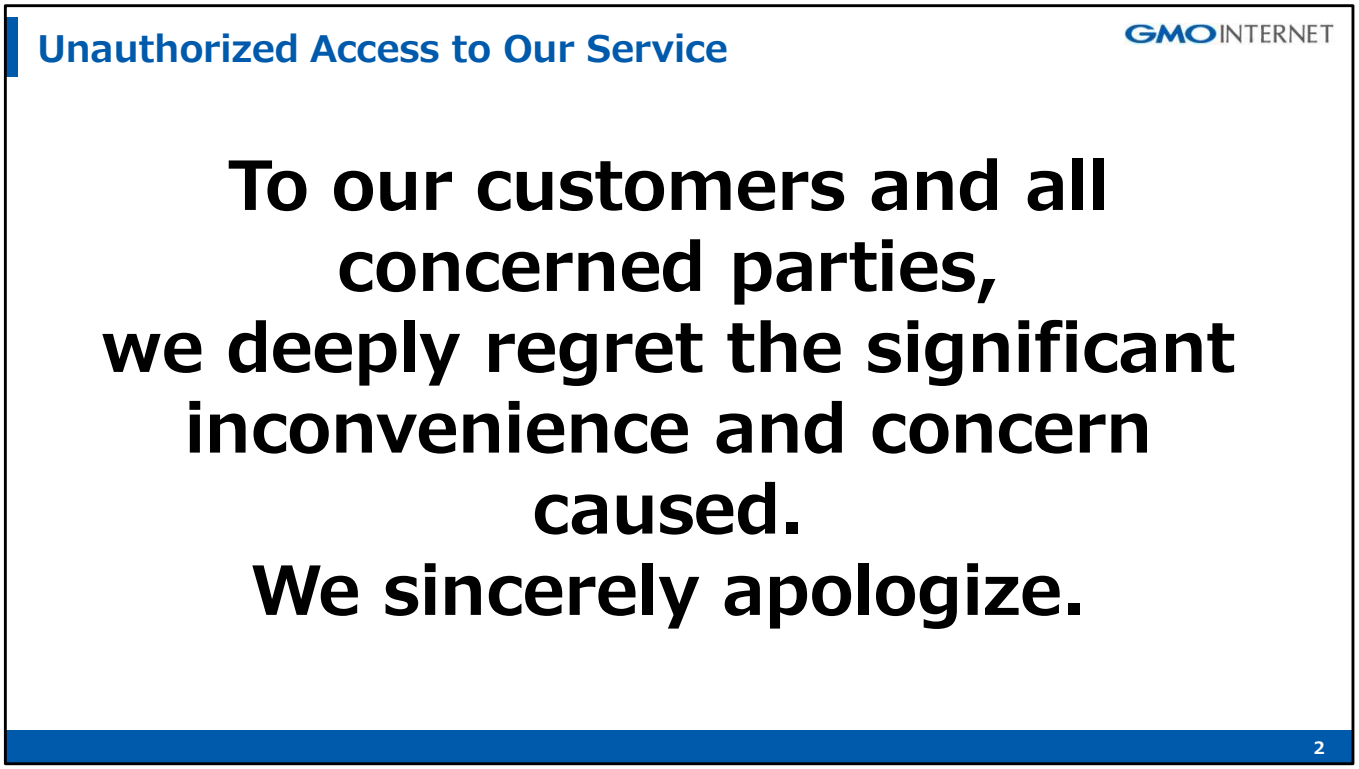

First of all,
We sincerely apologize for the significant inconvenience and concern caused to our customers who suffered damage, and to all concerned parties, by the incident that occurred in "Onamae.com Desktop Cloud". As a provider entrusted with important services, we take this situation extremely seriously. We are currently giving top priority to understanding the full extent of the damage and investigating the cause, while sincerely responding to the customers affected. We will do our utmost to identify the cause, prevent recurrence, and restore trust. Once again, we deeply apologize to the customers who suffered damage and to all concerned parties.

1. Unauthorized Access to Our Service
2. Q3 2026 Financial Summary
3. Growth Strategies, Progress and Initiatives in Each Field
4. Shareholder Returns
5. Reference Data

3

This is the agenda for today's presentation.

1. Unauthorized Access to Our Service
2. Q3 2026 Financial Summary
3. Growth Strategies, Progress and Initiatives in Each Field
4. Shareholder Returns
5. Reference Data

4

Before presenting the financial results overview, we will report on the unauthorized access to our service.

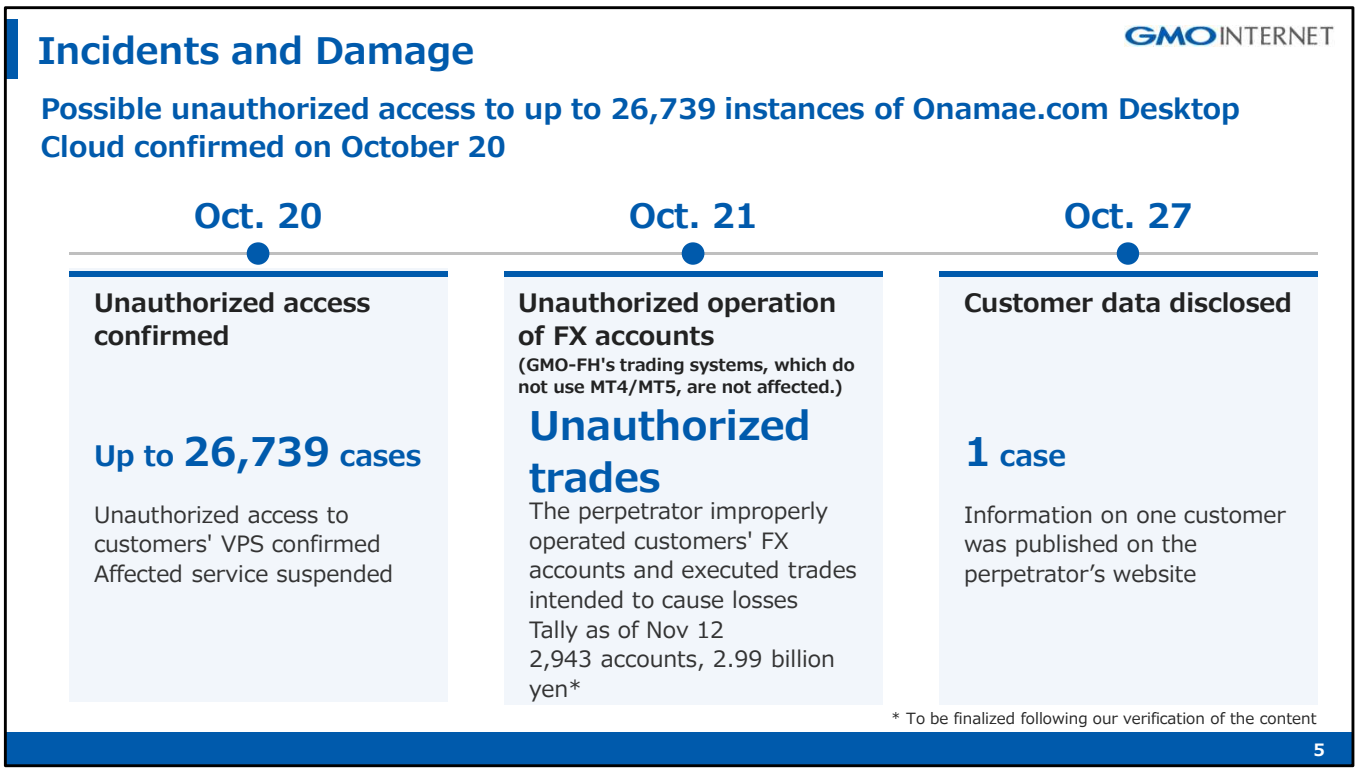

We would like to once again explain the incident and the damage that have occurred.

On October 20, we confirmed unauthorized access to customers' VPS on "Onamae.com Desktop Cloud," a service provided by our company. Up to 26,739 VPS may have been subject to unauthorized access. Immediately after confirmation, we suspended the affected service, and the suspension remains in place.

On October 21, the following day, the perpetrator threatened us, demanding a ransom of approximately 8.0 billion yen. Since the outset, our firm policy has been that we will never pay the ransom.

Also on October 21, the perpetrator unlawfully obtained information on customers' FX accounts and manipulated those accounts without authorization, executing trades intended to generate losses. Based on claims submitted to us as of November 12, 2,943 accounts were affected, with losses totaling approximately 2.99 billion yen.

Thereafter, the perpetrator continued to make threats to publish customers' information. We deeply regret that, on October 27, information on one customer was published. No further publication has been confirmed since then.

We sincerely apologize for the great anxiety and distress caused to the affected customers.

Impact on Full-Year Outlook (Direct Impact Costs)

GMO INTERNET

Incident-related costs expected to be recorded in Q4

Compensation / Support	Tally / Verification Status	Timing	Current Outlook (as of Nov 12)
Condolence Payment (flat 5,000 yen)	Application period until Nov 30	Q4	Up to 0.133 billion yen 10,976 applications received, totaling 54.88 million yen
Compensation for losses from unauthorized trades	Applications accepted from Nov 6 Initial application deadline: Nov 12	Q4	Applications received for 2,943 accounts, totaling 2.99 billion yen*
GMO Special Condolence Payment (up to 3 million yen)	Determined based on verification of published information (currently 1 case)	Q4	-

* To be finalized following our verification of the content

Currently estimated at 3.05 billion yen

* We have subscribed to insurance with a coverage limit of 1.1 billion yen. Whether it will apply, among other matters, will be announced once finalized.

6

As part of our response to customers, we have decided to provide Condolence Payments, compensation for losses from unauthorized transactions, and special Condolence Payments to customers whose information was published. This section explains the impact of this incident on our results for this fiscal year.

The following is the status of costs directly incurred in connection with the unauthorized access. All of these costs are scheduled to be recorded in the fourth quarter of this fiscal year.

First, Condolence Payments to customers. We will pay a flat amount of 5,000 yen per contract, regardless of the extent of damage. Applications are accepted until November 30. As of now, we have received applications for 10,976 contracts, totaling 54.88 million yen, and we expect the amount to reach up to 0.133 billion yen.

Second, compensation for losses from unauthorized transactions. We began accepting applications on November 6 and closed the application period for the time being yesterday, November 12. As of now, we have received applications for 2,943 accounts, totaling 2.99 billion yen. This amount will be finalized after we review the content of each application.

Third, special Condolence Payments of up to 3 million yen to customers whose information was published. The amount will be finalized based on the status of verification of the published information. As of now, one customer is eligible.

The above is the status of costs expected to be incurred directly, totaling 3.05 billion yen.

Please note that we have subscribed to cyber insurance. The insurance claim and related procedures are currently in progress, and we will provide an update once the details are finalized.

Impact on Full-Year Outlook (Business Impact, Countermeasure Costs, etc.)

GMO INTERNET

Expecting a decline in net sales due to the suspension of the affected service, plus investigation and countermeasure costs

Item	Outlook of Impact	Recording Timing
Decrease in net sales due to suspension of affected service	Decline in net sales from service suspension Net sales and profit: approx. (0.3) billion yen/Q * Estimated based on September net sales and profit	Q4
Investigation costs for affected service	To be determined upon completion of investigation Currently 60 million yen; expected to increase	Q4
Security countermeasure costs	Security enhancement and countermeasure costs for services other than the affected service Timing and amount to be determined following further review	Q4

As (1) applications for condolence payments and compensation are being received and reviewed, and (2) investigation and security measures are ongoing,the total amount of costs cannot be determined at this stage. Accordingly, we have not revised our earnings forecast. We will promptly announce if a material impact on earnings is expected.

7

Next, we will explain the business impact and countermeasure costs.

First, the decrease in net sales and profit due to the suspension of the affected service. Based on September net sales and profit, we estimate a decrease of approximately 0.3 billion yen per quarter in both net sales and profit, which will affect Q4 net sales and profit.

Second, the investigation costs related to the affected service. At this point, we expect at least 60 million yen, which will be finalized upon completion of the investigation.

Finally, security countermeasure costs. We will also strengthen security and implement countermeasures for services other than the affected service. The timing and amount will be determined following further review, but we expect an impact on Q4 selling, general and administrative expenses.

Because applications for condolence payments and FX loss compensation are still being received and reviewed, and investigation and security measures are ongoing, we are unable to determine the total costs at this stage, and we have therefore not revised our earnings forecast.

We will promptly announce if a material impact on earnings is expected.

Future Actions

GMO INTERNET

Reduction in executive compensation
(part of monthly compensation for 3 months, starting from payments in December 2026)

Executive	Position	Measure
Tadashi Ito	President and CEO, GMO Internet, Inc.	25% x 3 months
Hirofumi Yamashita	Executive Vice President, GMO Internet, Inc.	20% x 3 months
Kimihiro Kodama	Senior Managing Executive Officer, GMO Internet, Inc.	20% x 3 months

* The above reduction is based on our current assessment relating to the occurrence of the unauthorized access. We will reconsider the nature of management accountability based on the results of the verification.

Analysis of causes and issues, and recurrence prevention measures, will be formulated at a later date

8

In light of this unauthorized access, we take very seriously the significant inconvenience and concern it has caused to our customers and all concerned parties, and we have decided to reduce executive compensation.

The details are as shown. These reductions are based on our current assessment of the occurrence of this incident. Going forward, we will reconsider the nature of management responsibility based on the results of verification. The analysis of causes and issues, and the measures to prevent recurrence, will be formulated at a later date.

Once again, we deeply apologize for the significant inconvenience and concern caused to the customers who suffered damage and to all those concerned.

1. Unauthorized Access to Our Service
2. Q3 2026 Financial Summary
3. Growth Strategies, Progress and Initiatives in Each Field
4. Shareholder Returns
5. Reference Data

9

We now return to the regular agenda and will explain the financial results for the third quarter of the fiscal year ending December 2026.

Consolidated Performance Summary

GMO INTERNET

(Billions of Yen)	Q3, 2025 Actual	Q3, 2026 Actual	YoY	Full Year Forecast	Full Year Progress Rate
Net sales	58.3	62.5	+7.3%	82.0	76.3%
Operating profit	5.6	7.4	+32.6%	9.4	78.9%
Ordinary profit	5.6	7.2	+27.4%	9.1	79.2%
Profit attributable to owners of the parent	4.0	4.9	+23.2%	5.9	83.8%

Progress vs. full-year forecast: 75% at end of Q3

Impact of unauthorized access to be recognized in Q4

10

This shows our overall consolidated results.

Operating profit for the cumulative second quarter came to 4.7 billion yen, up 46.2% year on year, marking a substantial increase in profit.
Progress against the full-year forecast reached roughly 50% at the halfway point of the first half.
In the first half of the second year under the new management structure, all indicators showed steady progress against the full-year forecast.

Consolidated Results Quarterly Trends

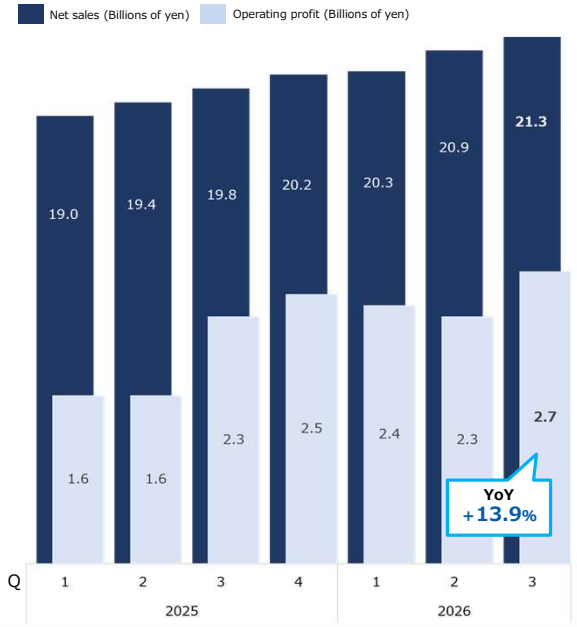

Net sales
YoY +1.5 billion yen
Increasing Factors
- GPU Cloud Business: significant increase in transactions vs. the ramp-up period a year ago
- Other existing businesses also grew

QoQ +0.4 billion yen
Increasing Factors
- Increase from the previous quarter due to higher domain transactions and incentives

Operating profit
YoY +0.3 billion yen
Increasing Factors
- Increase in GPU Cloud Business transactions
- Other existing businesses also grew

QoQ +0.3 billion yen
Increasing Factors
- Increase from the previous quarter due to higher domain transactions and incentives

11

This is the overall consolidated performance.
Net sales for the first nine months were 62.5 billion yen, up 7.3% year on year,
and operating profit was 7.46 billion yen, up 32.6% year on year, resulting in higher sales and significantly higher profit.

Progress against the full-year forecast was 76.3% for net sales, 78.9% for operating profit, and 79.2% for ordinary profit,
and 83.8% for profit attributable to owners of parent, exceeding 75% for all indicators.
As explained earlier, the impact of the unauthorized access to our services is expected to be recognized in the fourth quarter.

Consolidated Results Summary (Q3 Cumulative, Segment Information)

GMO INTERNET

	(Billions of Yen)	Q3 2025	Q3 2026	YoY
Internet Infrastructure Business	Net sales	48.8	54.5	+11.6%
	Operating profit	6.0	7.2	+21.0%
Internet Advertising & Media Business	Net sales	9.9	8.7	(12.1)%
	Operating profit	0.1	0.4	+252.2%
Other and Consolidation Eliminations	Net sales	(0.4)	(0.6)	(47.5)%
	Operating profit	(0.5)	(0.2)	+54.3%

12

Next is the status by segment. This follows the segment classification in our financial results report (Tanshin).
In the cumulative third quarter, year on year, the Internet Infrastructure Business posted higher sales and profit thanks to growth in the GPU Cloud Business.
In the Internet Advertising and Media Business, net sales decreased, but profitability improved in terms of operating profit.

Consolidated Results Summary (Q3 Cumulative, Segment Breakdown)

GMO INTERNET

(Billions of Yen)

				Q3 FY2025	Q3 FY2026	YoY
Internet Infrastructure Business	Domain & Rental Server Business	お名前.com / ConoHa by GMO / GMO GPUクラウド	Net sales	15.0	18.1	+20.6%
			Operating profit	3.3	5.1	+52.1%
	Internet Service Provider Business	とくとくBB by GMO / GMO BIZアクセス	Net sales	31.2	32.5	+4.2%
			Operating profit	6.0	6.4	+6.9%
	Infrastructure Other	Overseas Business Common expenses in Infrastructure Business, etc.	Net sales	2.5	3.8	+47.7%
			Operating profit	(3.3)	(4.3)	(27.1)%
Internet Advertising & Media Business	Internet Advertising & Media Business	GMO NIKKO / GMO INSIGHT	Net sales	9.9	8.7	(12.1)%
			Operating profit	0.8	1.1	+45.7%
	Advertising & Media Other	Common expenses in Advertising Business, etc.	Net sales	-	-	-
			Operating profit	(0.7)	(0.7)	(11.3)%
Other and Consolidation Eliminations		Company-wide common expenses, etc. Consolidation eliminations	Net sales	(0.4)	(0.6)	(47.5)%
			Operating profit	(0.5)	(0.2)	+54.3%

* GMO Commerce, Inc. consolidated from Q4 2026

13

This is a further breakdown of the segments.
The status of each business is as shown.
We will explain the year-on-year comparisons and trends later.

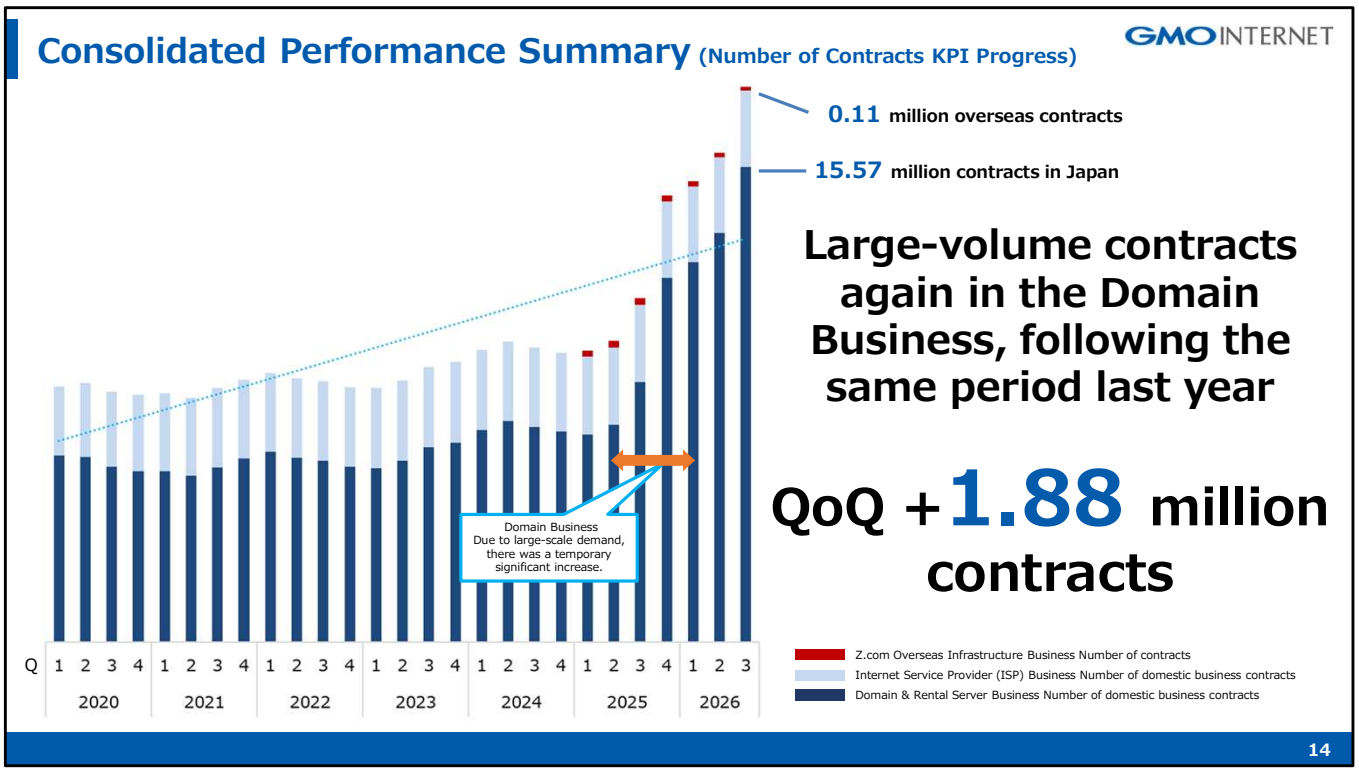

This shows the trend in the number of contracts in each business.
At the end of the third quarter, domestic contracts totaled 15.57 million and overseas contracts totaled 110,000.
Contracts increased by 1.88 million from the previous quarter, as large-volume customer contracts were again signed in the Domain Business, following the same period last year.

1. Unauthorized Access to Our Service
2. Q3 2026 Financial Summary
3. **Growth Strategies, Progress and Initiatives in Each Field**
4. Shareholder Returns
5. Reference Data

15

Next, we will explain the progress in each area in line with our growth strategy.

Growth Strategies

GMO INTERNET

I. Stable and Continuous Growth of Existing Businesses

II. Synergy between Infrastructure and Advertising & Media Business

III. New Business (GPU Cloud)

IV. M&A

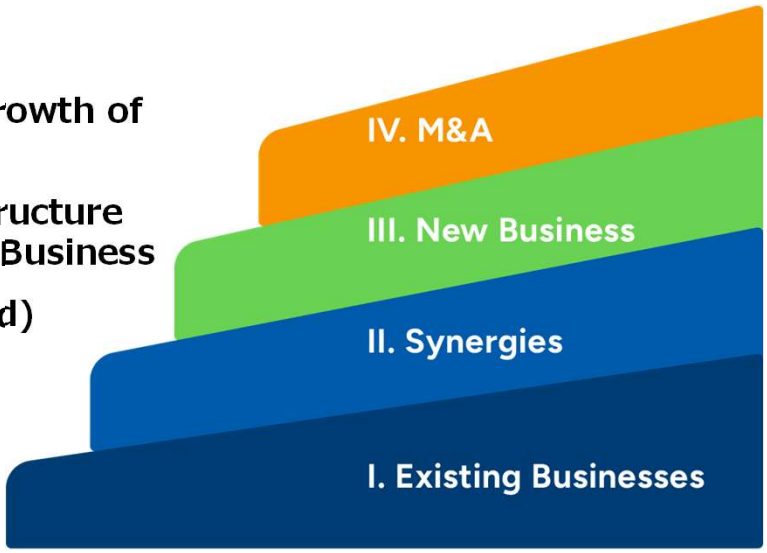

16

This diagram is an illustration of our growth strategy going forward. To explain it again, the strategy consists of four categories. First, we will achieve stable, continued growth of our existing businesses, such as the Internet Infrastructure Business, which is our strong earnings base. This is the foundation of our company. Second, we expect further growth of existing businesses through business synergies between the Infrastructure and Advertising & Media businesses. Third, we regard new businesses such as GMO GPU Cloud as growth drivers. Fourth, we aim to expand our profit scale and increase corporate value through investment in building partnerships.

Growth Strategies

GMO INTERNET

I. Stable and Continuous Growth of Existing Businesses

II. Synergy between Infrastructure and Advertising & Media Business

III. New Business (GPU Cloud)

IV. M&A

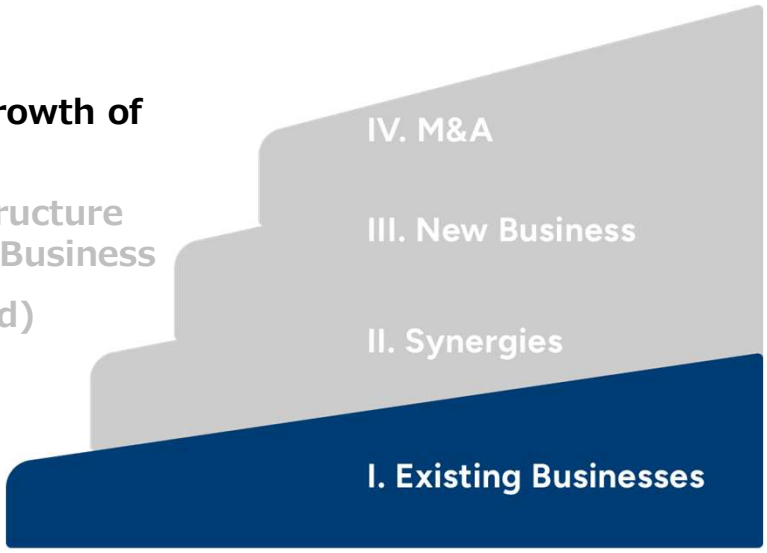

17

First, we will explain the status of our existing businesses.

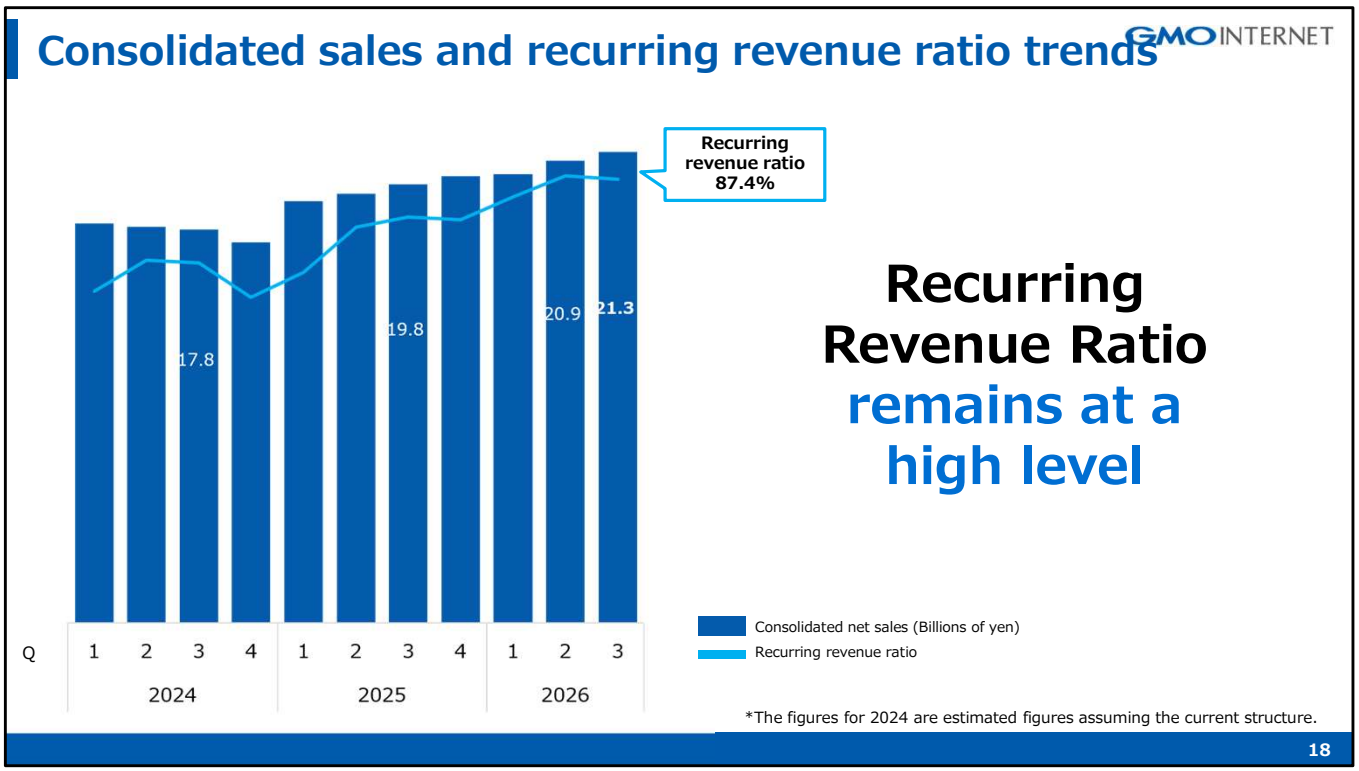

Together with the number of contracts, the Recurring Revenue Ratio is an indicator of the earnings base of our existing businesses.
Of third-quarter consolidated net sales of 21.3 billion yen, the Recurring Revenue Ratio was 87.4%.

The ratio remains at a high level and continues to contribute to our stable earnings base.
Supported by this solid recurring revenue, we will achieve both investment in new businesses, including GPU Cloud, and company-wide profit growth.

Domain and Rental Server (Hosting) Business Q3 Progress

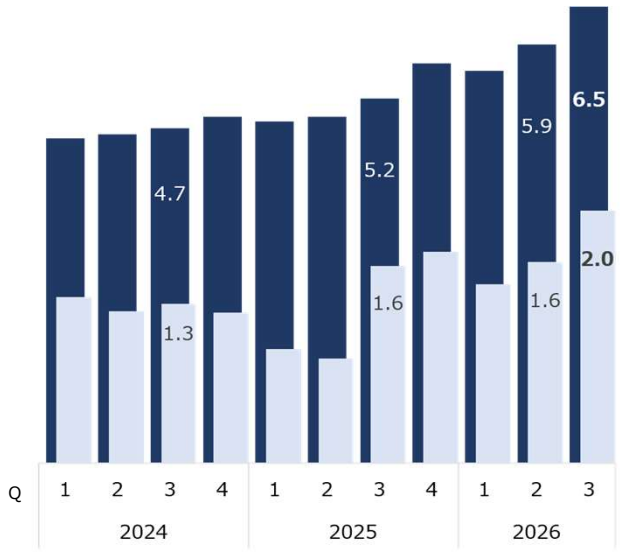

GPU growth since last year
Higher costs in Q3 for operational readiness
Sales and profit up in the Domain Business

Net sales (Billions of yen)
Operating profit (Billions of yen)

*The figures for 2024 are estimated figures assuming the current structure.

19

Next, we will explain the status of each business.
First, the progress of the Domain / Cloud & Rental Server (Hosting) Business in the third quarter.

The GPU Cloud Business has increased sales since last year and remains strong, but costs for preparing new data centers have increased on the profit side.
On the other hand, in the Domain Business, as mentioned earlier, both sales and profit increased due to higher transactions and incentives.
As a result, the business as a whole closed with higher sales and profit compared with both the previous quarter and the same period last year.

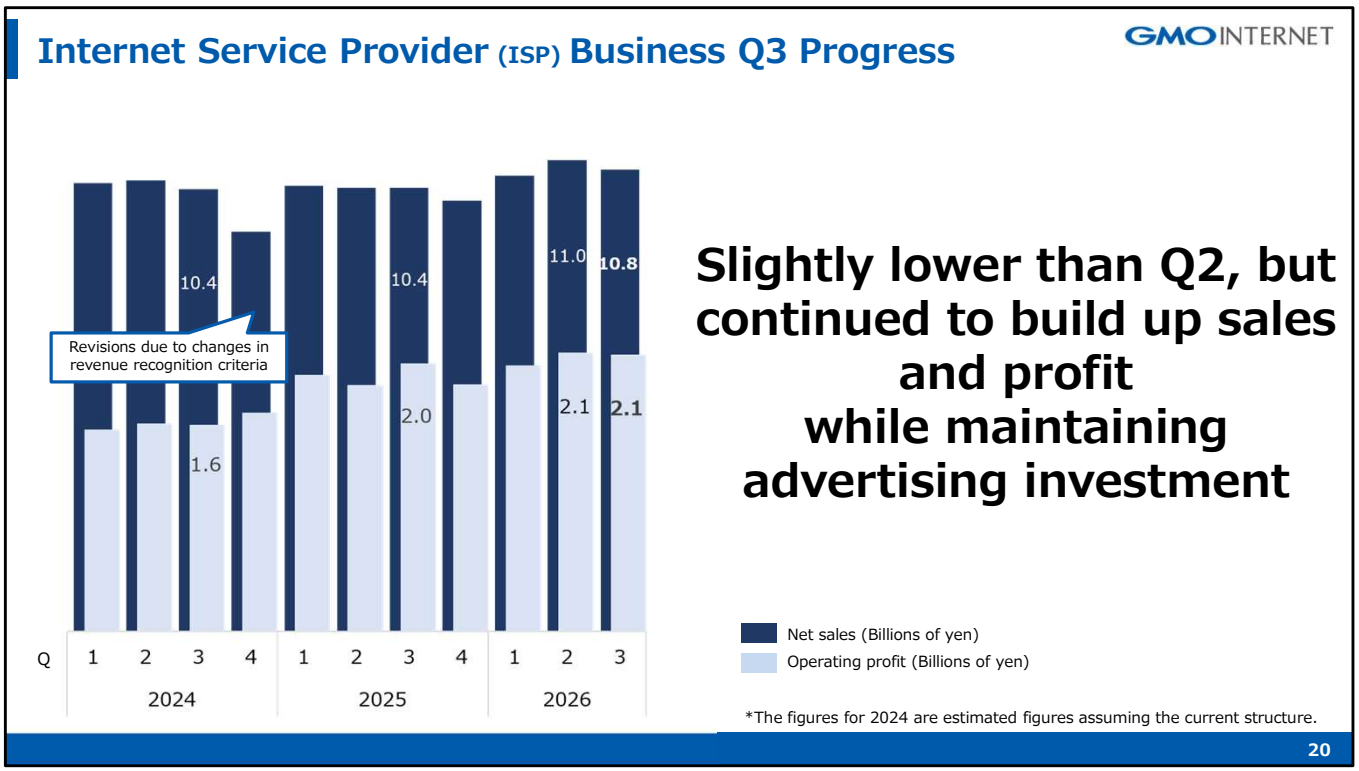

Next, the Internet Service Provider Business.

Third-quarter net sales were 10.8 billion yen and operating profit was 2.16 billion yen, a slight decrease from 11.0 billion yen and 2.18 billion yen in the previous quarter.
On the other hand, compared with net sales of 10.4 billion yen and operating profit of 2.09 billion yen in the same period last year, sales and profit increased.
In addition to the improvement in sales mix to date, we were able to build up sales and profit while maintaining advertising investment.

Internet Advertising & Media Business Q3 Progress

GMO INTERNET

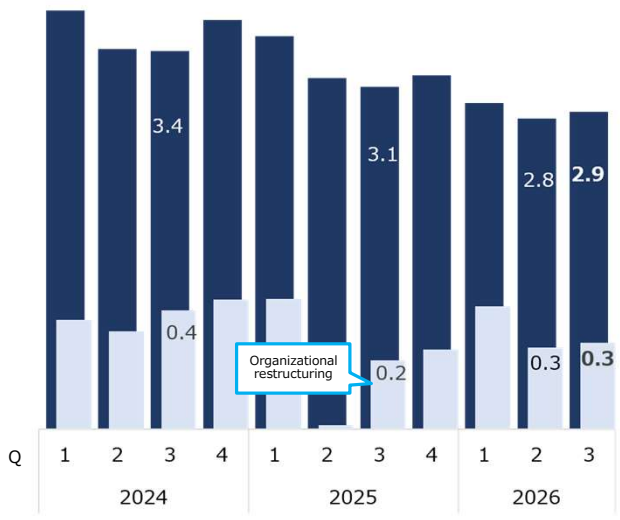

Profit stable
One year since the organizational review; its effects have taken hold
Going forward: increase recurring revenue

*** GMO Commerce, Inc. will be consolidated from Q4.**

Net sales (Billions of yen)
Operating profit (Billions of yen)

*The figures for 2024 are estimated figures assuming the current structure.

21

Next, the status of the Internet Advertising and Media Business.
Third-quarter net sales were 2.9 billion yen and operating profit was 0.35 billion yen, with both sales and profit up from the previous quarter.

One year has passed since the organizational review implemented last year, and the productivity improvement effects have taken hold.
Operating profit improved from 0.28 billion yen in the same period last year and is trending at a stable level.
Going forward, we will raise the share of recurring revenue products to increase recurring revenue and establish a stable business foundation.
GMO Commerce belongs to this segment and will be consolidated from the fourth quarter.
We will explain GMO Commerce later.

Growth Strategies

GMO INTERNET

I. Stable and Continuous Growth of Existing Businesses

II. Synergy between Infrastructure and Advertising & Media Business

III. New Business (GPU Cloud)

IV. M&A

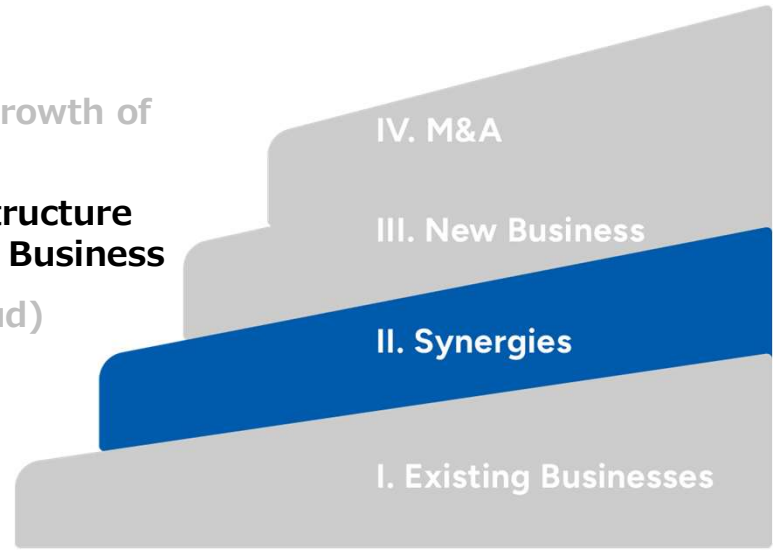

22

Next, regarding business synergies, there is no particularly significant progress this time, so we will move on.

Growth Strategies

GMO INTERNET

I. Stable and Continuous Growth of Existing Businesses

II. Synergy between Infrastructure and Advertising & Media Business

III. New Business (GPU Cloud)

IV. M&A

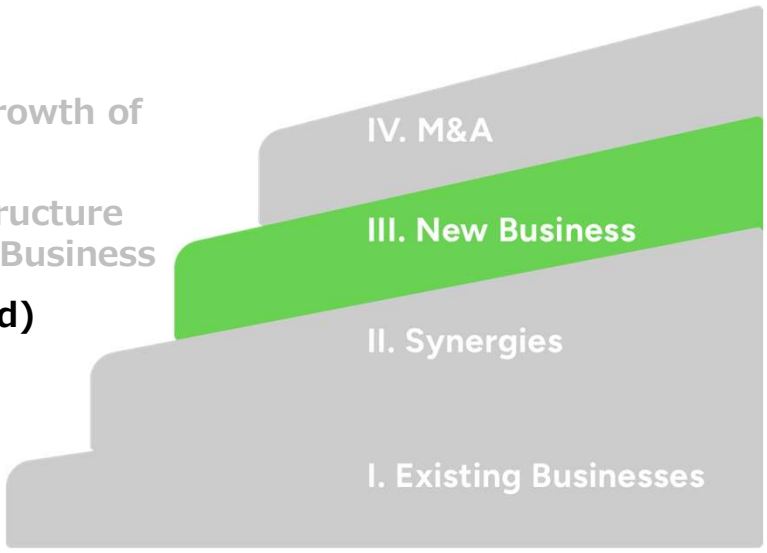

23

Next, we will explain the status of GMO GPU Cloud, our new business.

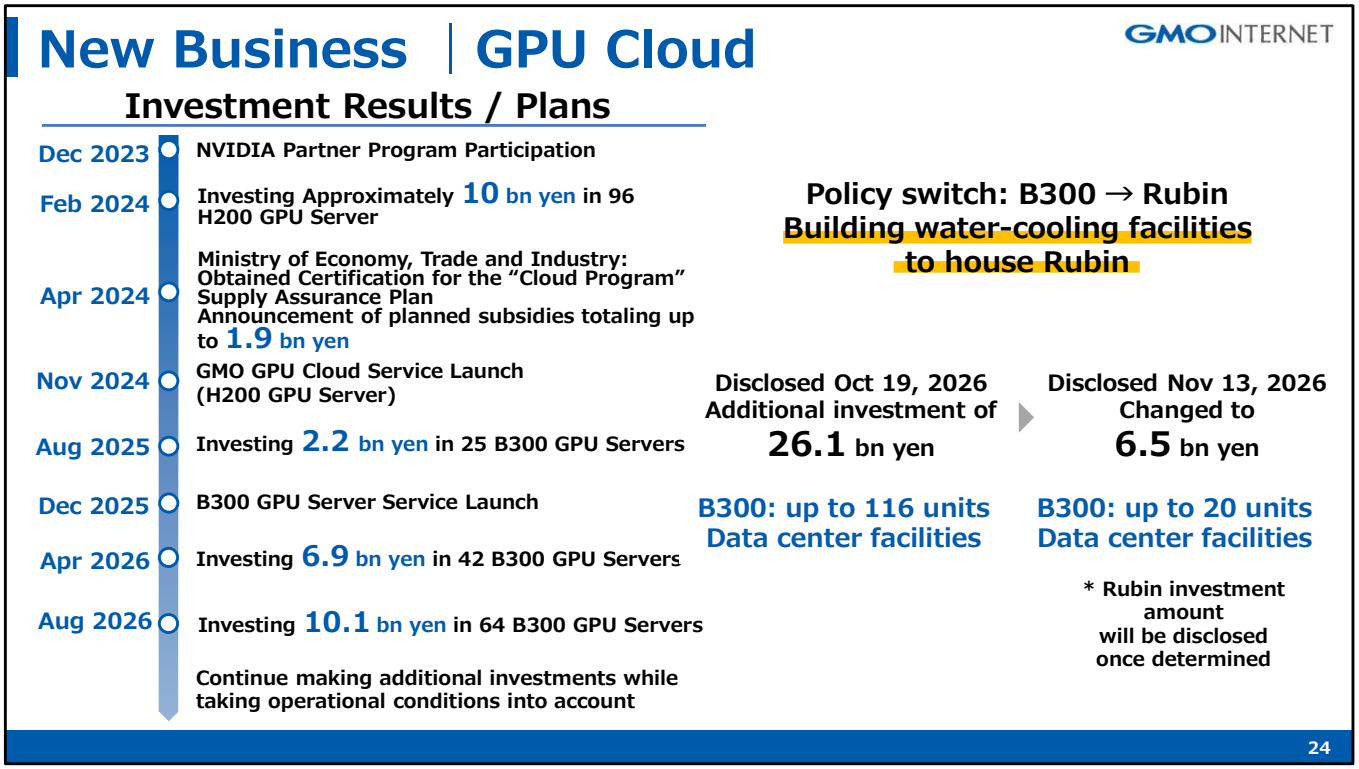

This shows our investment track record in the GPU Cloud Business.
Our policy is to continue additional investment while taking into account utilization and demand.

Regarding the additional investment of 26.1 billion yen announced on October 19,
as disclosed today, we have changed the total amount to 6.5 billion yen.

The reason for the change is that we had originally planned a large-scale expansion of B300,
but the likelihood of procuring Vera Rubin, the next-generation GPU, has increased from the next investment decision onward,
so we have switched our procurement policy from B300 to Rubin.
Accordingly, we will reduce the planned number of B300 units to be procured,
and, separately from the current areas housing H200 and B300, carry out construction of a data center equipped with water-cooling facilities to house Rubin.

We have not yet resolved on investment or procurement of the Rubin chips themselves, and will disclose this once determined.

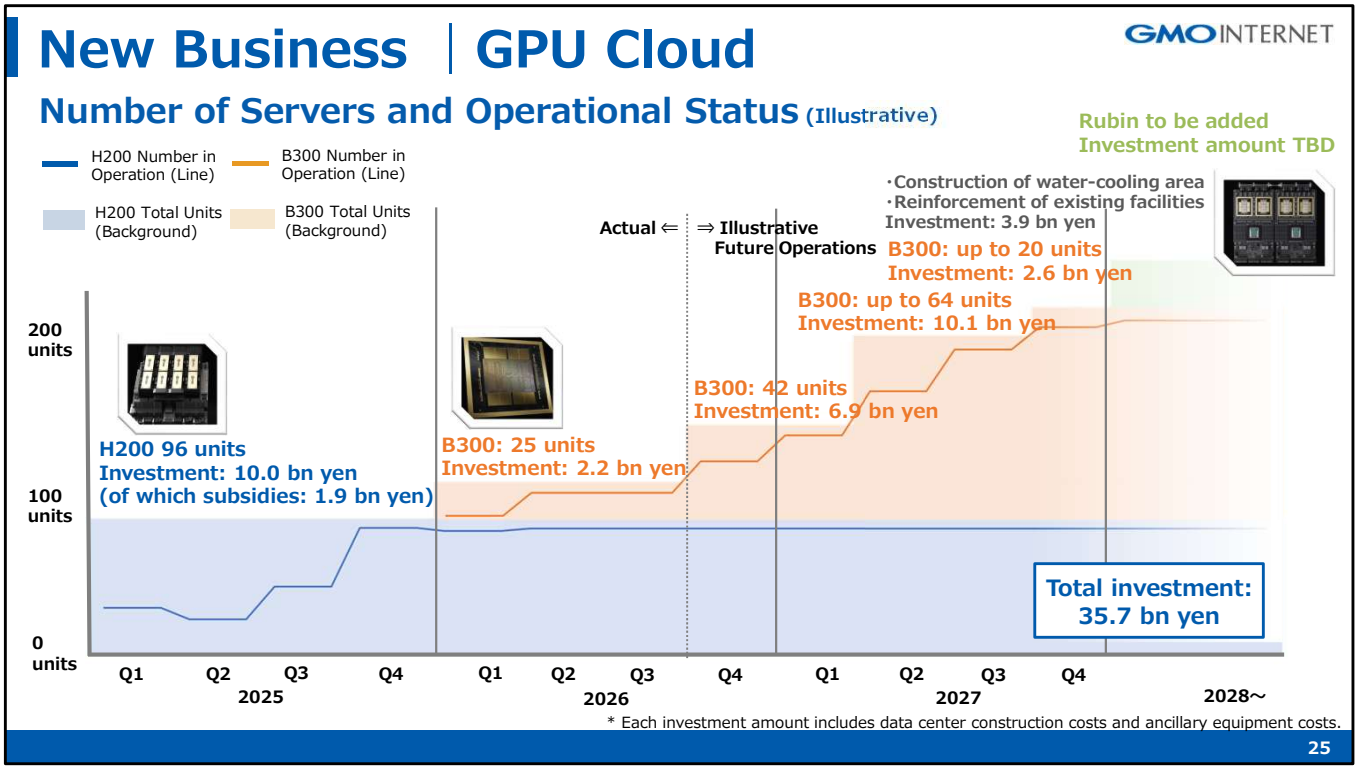

This is an illustration of the number of GPU servers and their utilization, reflecting this investment.
The 96 H200 units and 25 B300 units remain stable with high utilization, and the additional 42 B300 units have just started operating.
Because current demand for these 42 units is also strong, we expect to bring them close to full utilization at an early stage.
We plan to start providing the additional 64 B300 units in the second quarter of 2027, and the 20 B300 units in the fourth quarter of 2027.

Growth Strategies

GMO INTERNET

I. Stable and Continuous Growth of Existing Businesses

II. Synergy between Infrastructure and Advertising & Media Business

III. New Business (GPU Cloud)

IV. M&A

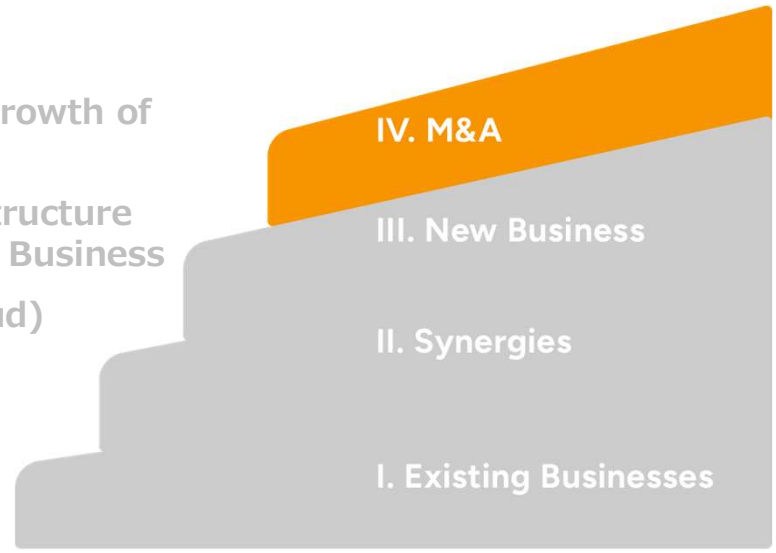

26

Next, we will report on building partnerships, generally referred to as M&A.

M&A

GMO INTERNET

Accelerating Growth Through Proactive M&A

Theme

Expansion of the market share of existing businesses

Strengthening of solid recurring revenue products

Reorganization within the Group

27

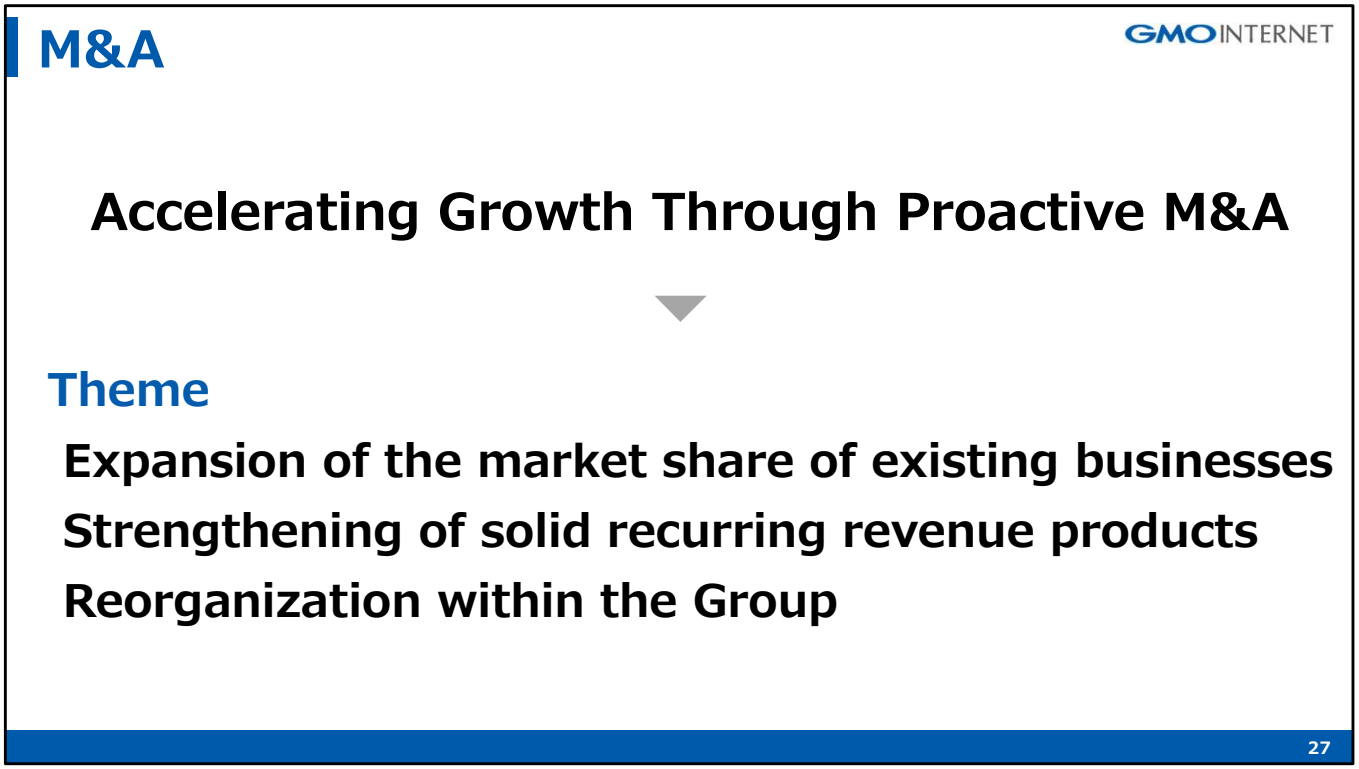

This is our basic policy for building partnerships. We will seek partners to work with under these themes: further share gains in the Infrastructure and Advertising businesses, partners with recurring revenue products that further strengthen our solid recurring revenue base, and reorganization within the Group.

Corporate Reorganization

GMO INTERNET

GMO Commerce, Inc. became a consolidated group company on October 1, 2026
Consolidated from Q4 2026; impact on full-year results is minor

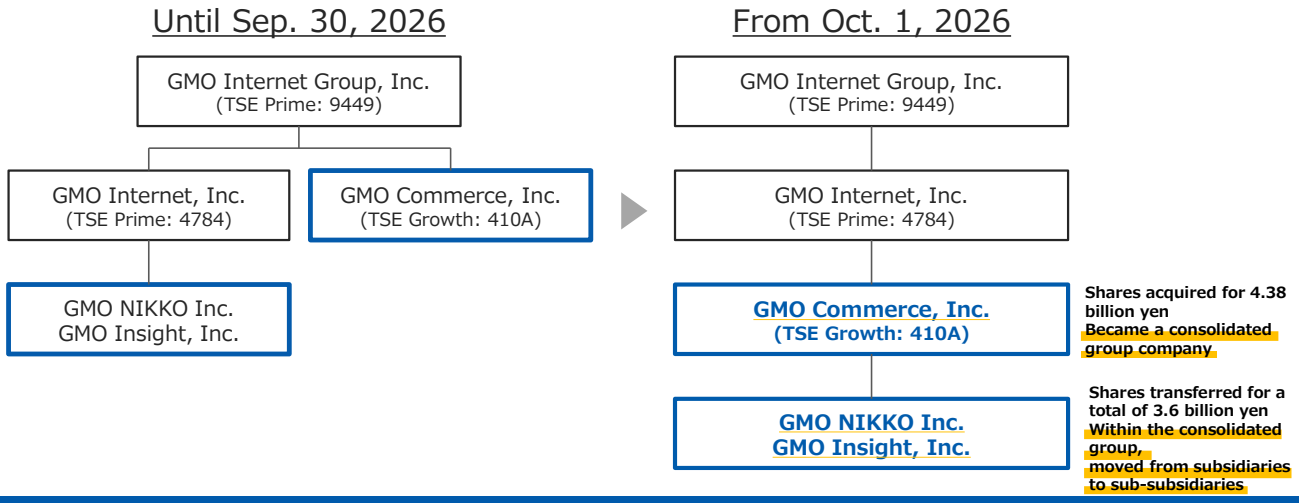

28

We will explain the latest progress.
On October 1, we welcomed GMO Commerce, Inc., which is listed on the Tokyo Stock Exchange Growth Market, as a consolidated partner of GMO Internet.
Under the scheme, GMO Internet acquired all of the GMO Commerce shares held by GMO Internet Group, Inc., equivalent to 65.96% of the total issued shares, for 4.38 billion yen,
and transferred all of the GMO NIKKO and GMO Insight shares we held to GMO Commerce for a total of 3.6 billion yen,
moving to the structure shown on the right side of the slide.

GMO Commerce will be consolidated from the fourth quarter of 2026, so there is no impact on the third-quarter consolidated results. The impact on this year's full-year results will be minor, taking into account GMO Commerce's operating profit and goodwill.

Reorganization

GMO INTERNET

GMO COMMERCE

Providing marketing support services for brick-and-mortar stores

Has a recurring revenue customer base of over 20,000

Securities code	410A (TSE Growth)
Business	Development and provision of marketing platforms, etc. that support stores' CX improvement and DX promotion
2025 Net sales	2.46 billion yen
2025 Operating profit	0.52 billion yen
Consolidated group company	GMO DIGITAL Lab
Corporate website	https://www.gmo-c.jp/*
Representative	Masato Yamana

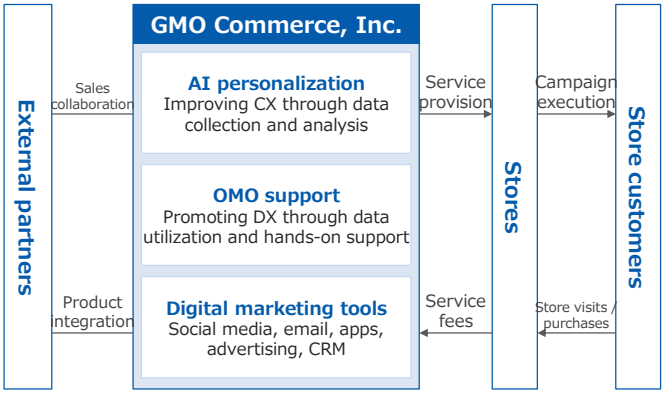

* Japanese only

29

The advertising and media business we originally operated was customer acquisition support and media operation within the internet domain, whereas
GMO Commerce provides promotional support for stores.
Based on AI and data, it supports stores from customer acquisition to promotion, analyzing accumulated purchase and behavioral data to deliver the optimal promotions for each store.

Reorganization

GMO INTERNET

Building an end-to-end marketing platform for the AI era with GMO Commerce at the core

Aiming at cross-selling and conversion of existing areas to recurring revenue

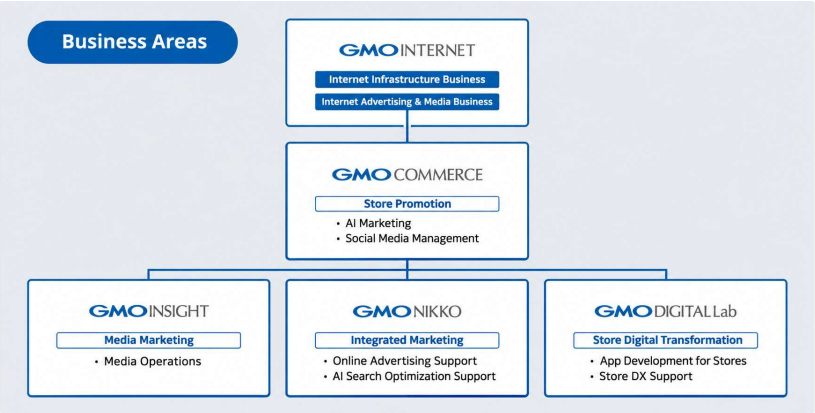

30

Through this reorganization, our Advertising and Media Business and Marketing Business will have GMO Commerce at their core,
and we will build an end-to-end marketing platform for the AI era, covering everything from online to physical stores.

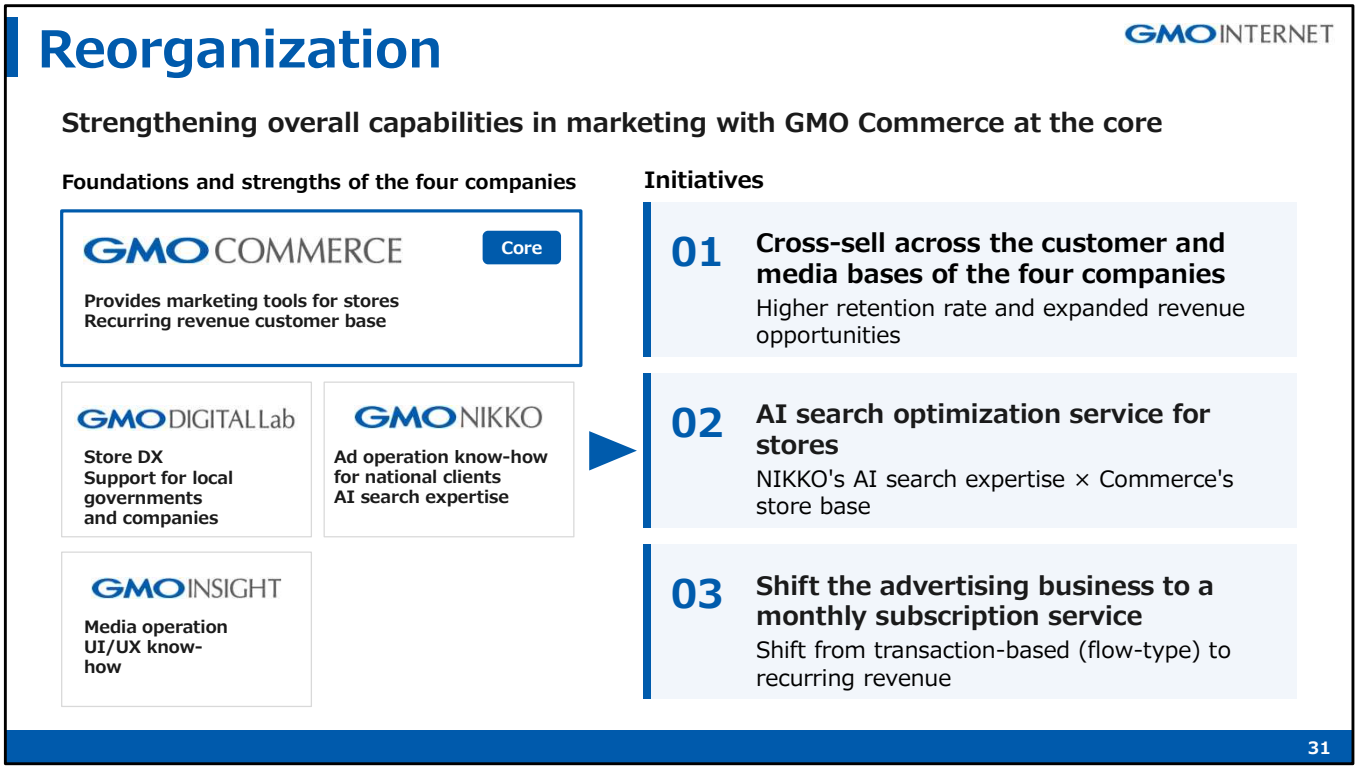

GMO Commerce and GMO Digital Labs, which GMO Commerce consolidates, provide marketing tools for stores and other services, and have a recurring revenue customer base.

We will pursue cross-selling across GMO Commerce's customer base, GMO NIKKO's national client base, and GMO Insight's media base to improve retention rates and expand revenue opportunities.

At the same time, we will work on an AI search optimization service for stores that combines the expertise GMO NIKKO has built in AI search measures with GMO Commerce's store base,

and shift the advertising business to recurring revenue.

1. Unauthorized Access to Our Service
2. Q3 2026 Financial Summary
3. Growth Strategies, Progress and Initiatives in Each Field
4. **Shareholder Returns**
5. Reference Data

32

Next, shareholder returns.

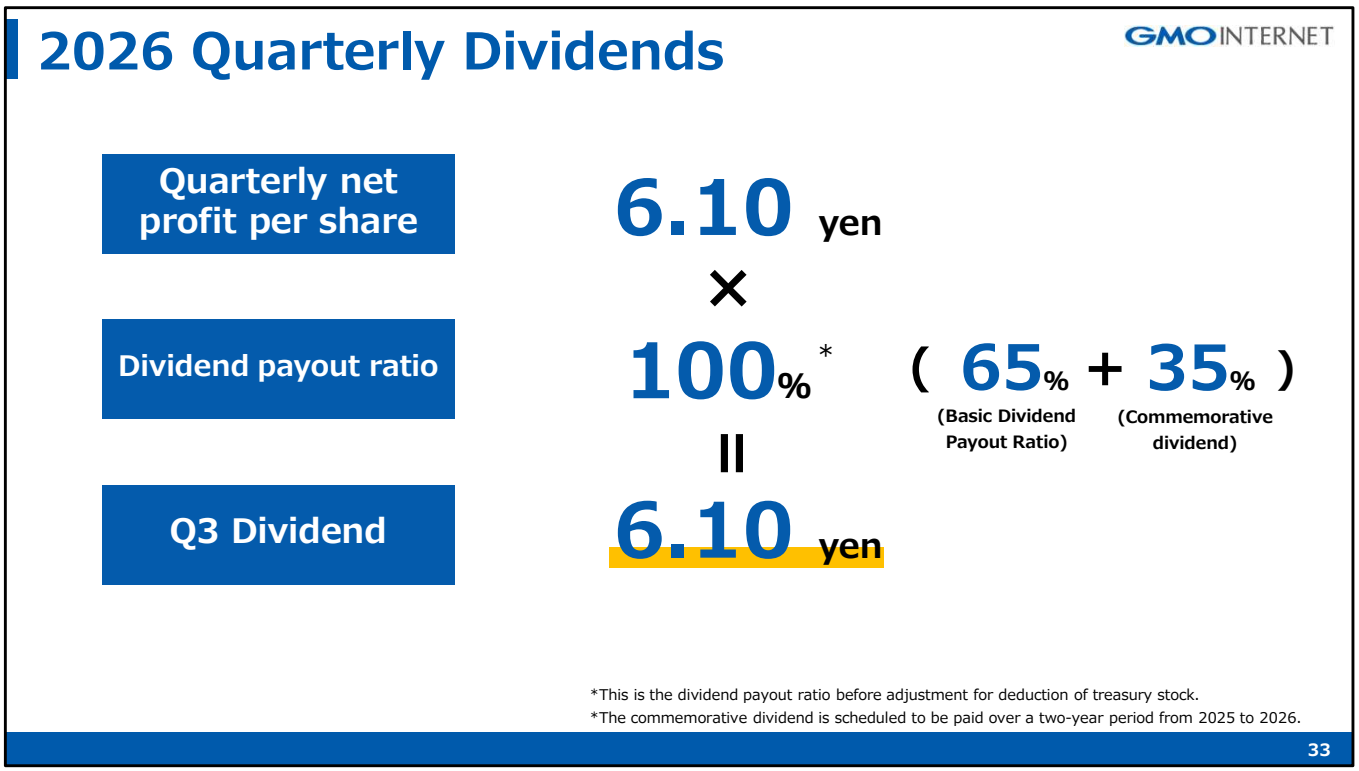

This is the dividend status for this quarter. We began paying quarterly dividends last fiscal year, and, together with a commemorative dividend for the move to the Prime Market, we will pay dividends for two years at a basic payout ratio of 65% and a commemorative payout ratio of 35%, for a total payout ratio of 100%. Accordingly, we will pay out 100% of quarterly net income per share of 6.1 yen as dividends.

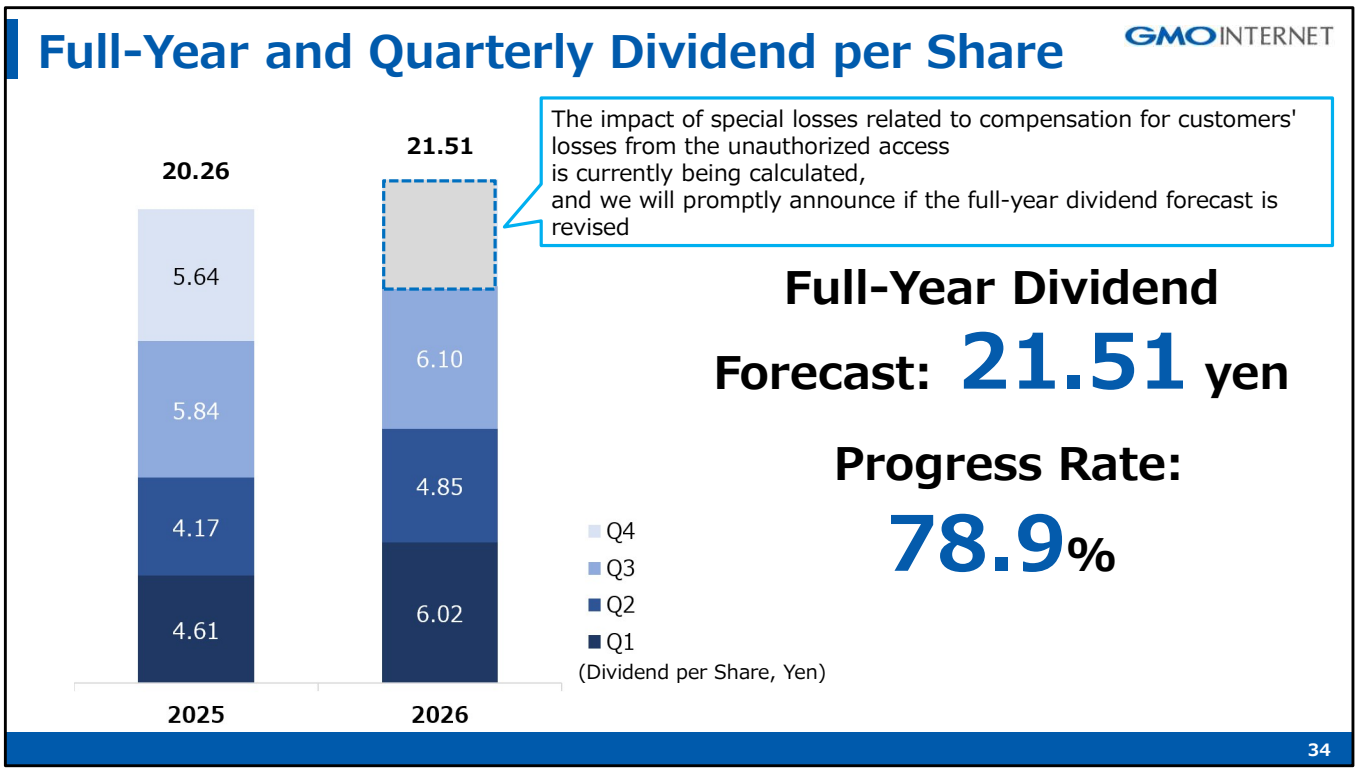

The dividend forecast for this fiscal year is 21.51 yen per share.
Progress of this quarter's dividend against the forecast was 78.9%.

In the dividend forecast, we are calculating the impact of special losses related to the unauthorized access.
We will promptly announce if the forecast is revised.

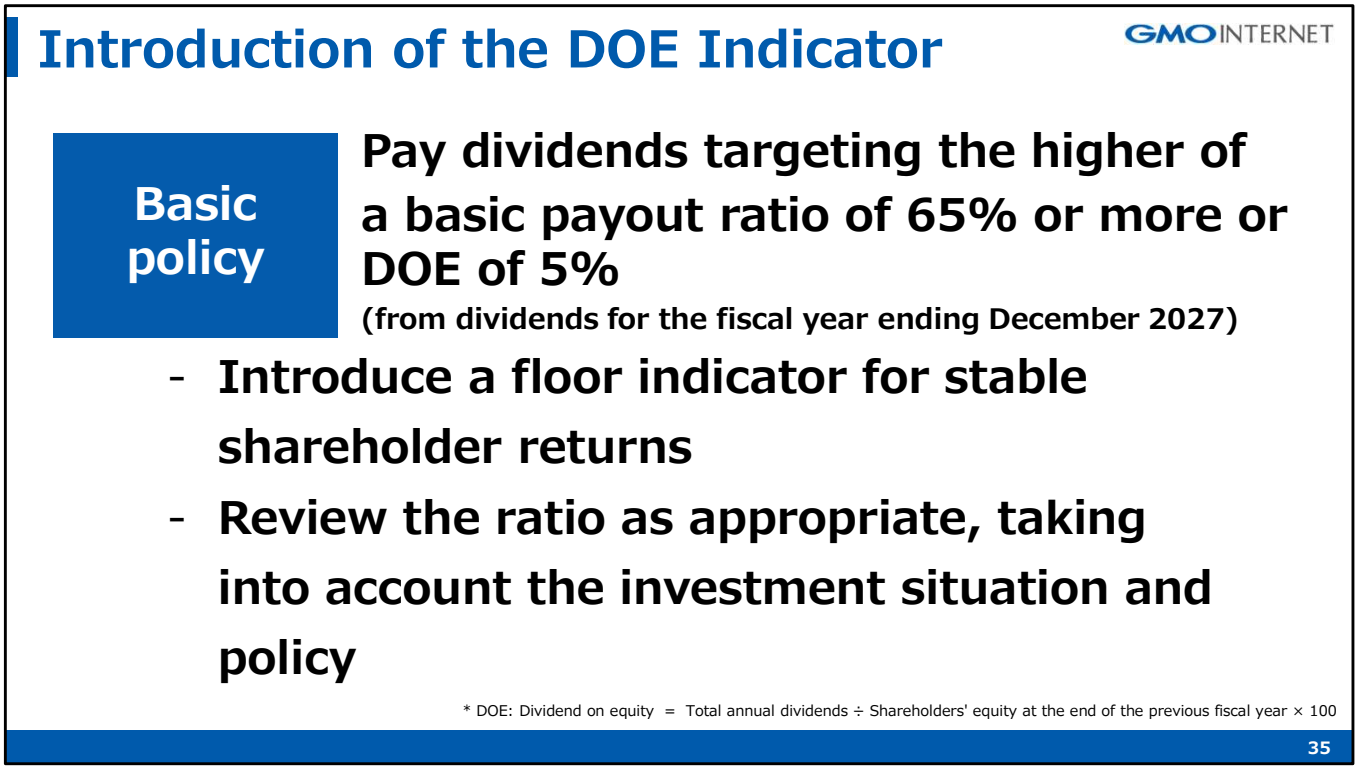

We would also like to report that we have changed our dividend policy for the next fiscal year onward. We regard returning profits to shareholders as one of our important management issues, and our basic policy had been to target a consolidated payout ratio of 65% or more. For the purpose of more stable shareholder returns, we have now decided to introduce DOE of 5% as a floor indicator. We will continue to strive for sustainable growth and stable returns.

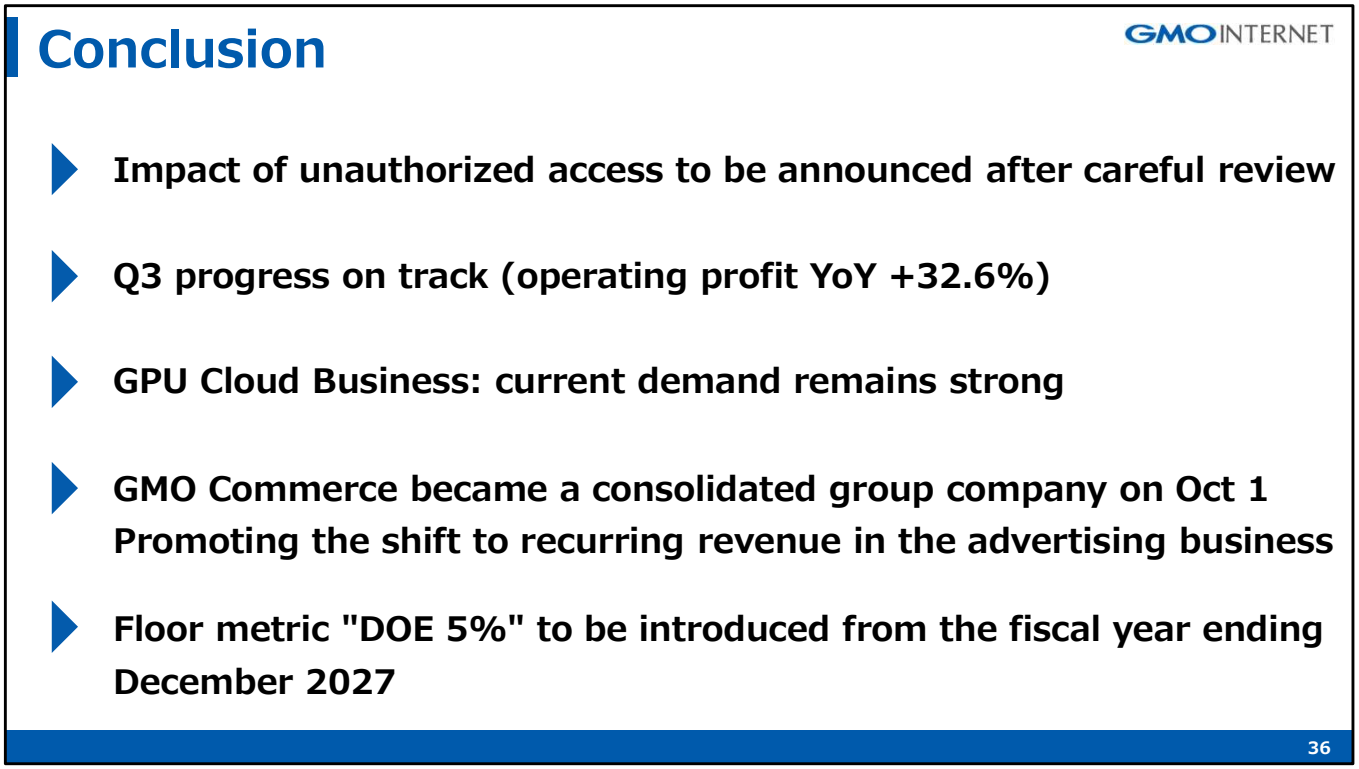

Finally, let me summarize today's key points.

First, we are currently conducting a careful review of the impact of the unauthorized access.
On the other hand, progress in Q3 is on track. Operating profit increased 32.6% year on year.

Next, in the GPU Cloud Business, current demand remains strong.

In addition, GMO Commerce has joined our consolidated group companies since October 1. We will advance the shift of the advertising business to recurring revenue.

Lastly, regarding dividends, from 2027 we will newly introduce a floor DOE of 5% as a dividend metric.

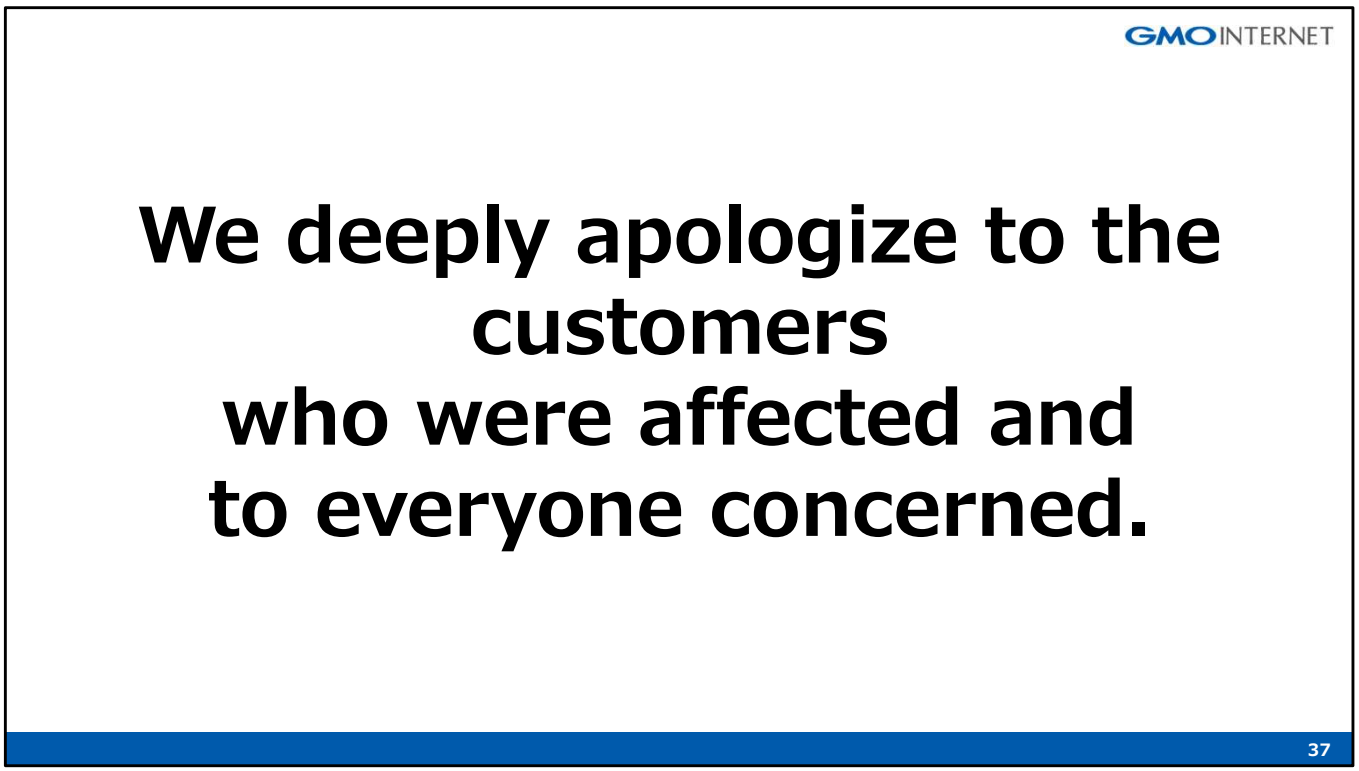

That concludes my presentation. Once again, regarding this unauthorized access,
we deeply apologize to the customers who were affected and to everyone concerned
for the significant inconvenience and concern caused.



That concludes our presentation.
Thank you very much for your attention.
Internet for everyone.

1. Unauthorized Access to Our Service
2. Q3 2026 Financial Summary
3. Growth Strategies, Progress and Initiatives in Each Field
4. Shareholder Returns
5. Reference Data

39

Reference data | Restructuring Overview

Succeeded Internet Infrastructure Business, the founding business of GMO Internet Group
Changed the company name to GMO Internet. GMO Internet Group transitioned to a holding company

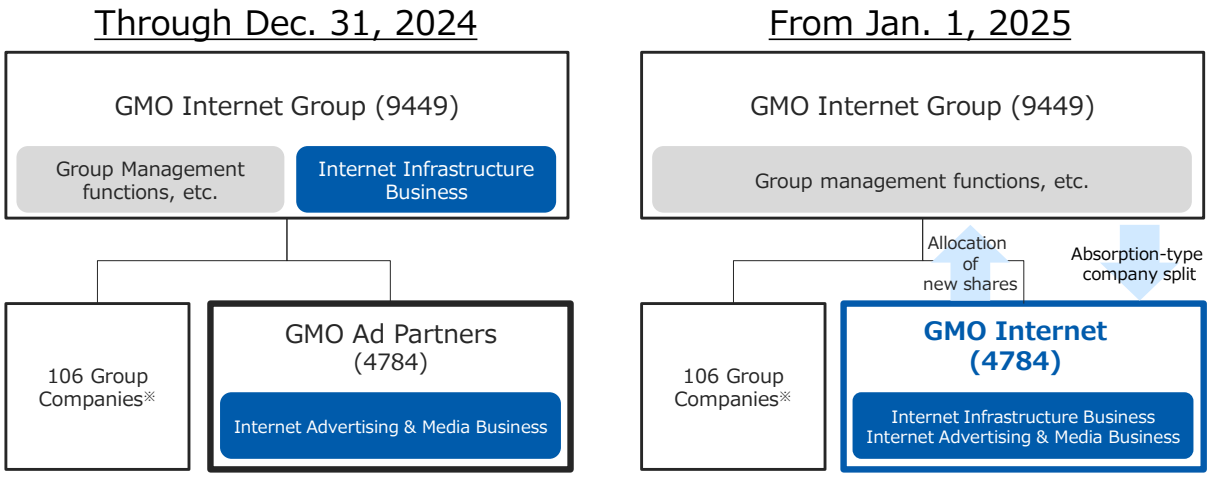

* As of December 2024

Reference data | Company Overview

Number of Partners (Employees)	Domestic: 1,304 employees Overseas: 847 employees (as of September 2026)
Location	Tokyo, Sapporo, Sendai, Osaka, Kitakyushu, Fukuoka, Miyazaki, Okinawa Thailand, Vietnam, Philippines, Mongolia, Myanmar, Laos
2025 Net Sales	**78.5** billion yen
Consolidated Group Companies	GMO COMMERCE (TSE Growth Market: 410A) GMO NIKKO GMO INSIGHT GMO DIGITAL Lab Z.com Overseas companies (9)
Company Website URL	https://internet.gmo/en/
Representative	Tadashi Ito, President and CEO

Reference data | Business Overview

GMO INTERNET

Internet Infrastructure

Domain Business

Offer domain name registration and management services (registrar), which are essential for building websites, to both individual / corporate customers

Cloud & Rental Server (Hosting) Business

Providing internet infrastructure (servers) as an environment for individual / corporate customers to conduct online business and disseminate information

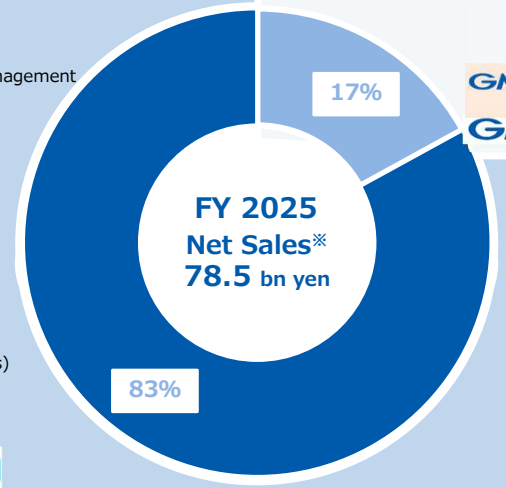

Internet Advertising & Media

Provide web marketing solutions
Develop our own online media platforms

GMO COMMERCE GMO DIGITALLab
consolidated from Q4 2026
GMO NIKKO GMO インサイト

Internet Service Provider(ISP) Business

Since launching our Internet business in 1995, we have been providing highly reliable Internet connectivity services to both individual / corporate customers through fiber-optic and mobile networks

GMO INTERNET

Indispensable products that will not disappear with recurring revenue business model.

Number of contracts 15.57 million*

*As of September 2026 ; domestic contracts

Reference data | Solid recurring revenue

GMO INTERNET

Aiming to accelerate customer development and acquisition by providing No.1 services and strengthening marketing capabilities. Leveraging the development capabilities of experienced engineers to provide high-quality services, aiming to improve customer satisfaction and retention

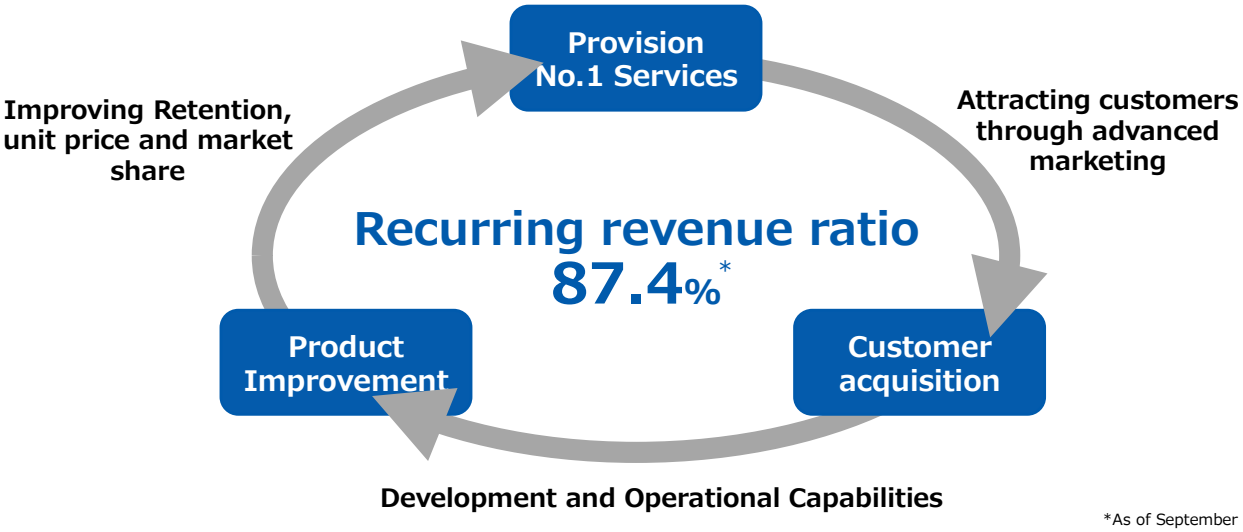

*As of September 2026

Reference data | Regarding the Issuance of New Shares and the Secondary Offering of Shares

GMO INTERNET

Purpose	Compliance with the Listing Maintenance Standards of the TSE Prime Market Fundraising for the GPU Cloud Business
Number of Shares	New Share Issuance: 30 million shares Secondary Offering of Shares: 61.5 million shares (Offered by GMO Internet Group, Inc.; excluding the over-allotment)
Issue Price (Offering Price)	**710** yen
Amount Raised	**20.2** billion yen
Listing Maintenance Standard Ratio of Tradable Shares	**7.7**% → **41.5**% , **Compliant**

Reference data | Regarding the Issuance of New Shares and the Secondary Offering of Shares

GMO INTERNET

May 14, 2026

Company Name: GMO Internet, Inc.

Name of representative: Tadashi Ito
President and CEO
(Securities code: 4784; TSE Prime Market)

Inquiries: Toshihiko Sugaya
Executive Officer
(Telephone: +81-3-5728-7900)

Corporate website https://internet.gmo/en/

Notice Concerning Compliance with Listing Maintenance Standards
(Completion of Compliance with All Continued Listing Criteria for the Prime Market)

GMO Internet, Inc. (the "Company") previously disclosed its plan to meet the listing maintenance standards in the "Notice Concerning Plan to Comply with Listing Maintenance Standards (Entering Improvement Period)" dated March 9, 2026. The Company hereby announces that it has received a "Compliance Determination Notice" regarding the listing maintenance standards (distribution standards) from Tokyo Stock Exchange, Inc., and as of April 28, 2026, it has met all the listing maintenance standards for the Prime Market of Tokyo Stock Exchange, as detailed below.

1. Status of Compliance with the Listing Maintenance Standards

The Company's status of compliance with the listing maintenance standards for the Prime Market of Tokyo Stock Exchange is as shown in the table below. As of the end of December 2025, the Company did not meet the standard for the tradable share ratio. However, as a result of initiatives based on the plan for compliance with the listing maintenance standards, the Company met the standard as of April 28, 2026. Consequently, the Company now complies with all items of the listing maintenance standards for the Prime Market of Tokyo Stock Exchange.

Item		Number of Shareholders	Number of Tradable Shares	Market Capitalization of Tradable Shares	Ratio of Tradable Shares
Listing Maintenance Standards (Prime)		800 or more	20,000 units or more	10.0 billion yen or more	35.0% or more
Status of the Company*1	As of Dec. 31, 2025	25,335	212,614 units	18.6 billion yen	7.7%
	As of Apr. 28, 2026	Compliant	Compliant	Compliant	41.5%
Compliance Status*2		–	–	–	Compliant

*1 The Company's compliance status is calculated based on the distribution status of the Company's share certificates, etc., recognized by the Tokyo Stock Exchange as of the record date.

*2 Only the ratio of shares in circulation that did not meet the requirements as of the end of December 2025 was reviewed by the Tokyo Stock Exchange, and the results of that review are presented here.

2. Implementation Status of Initiatives to Comply with Listing Maintenance Standards

As announced in the "Notice Regarding Issuance of New Shares and Secondary Offering of Shares" dated April 10, 2026, the Company resolved at the board of directors meeting held on the same day and implemented the issuance of new shares and a secondary offering of shares. The purposes of this offering were: (1) raising growth capital for the new GPU cloud business, (2) compliance with the listing maintenance standards for the TSE Prime Market, and (3) improving liquidity and expanding its shareholder base, particularly among individual investors. As a result, the "tradable share ratio," which had previously been non-compliant, became compliant, and the Company has now met all items of the listing maintenance standards.

The Company will continue to strive for sustainable growth and the enhancement of corporate value to maintain compliance with the listing maintenance standards for the Prime Market of Tokyo Stock Exchange.

Reference data | Number of Contracts KPI Progress

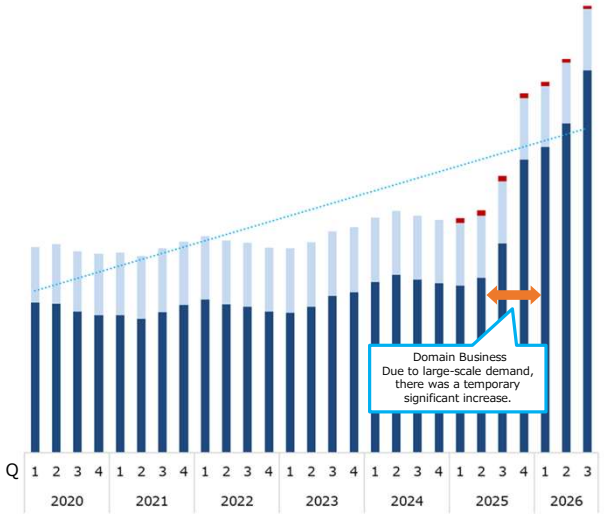

Regarding the Increase in Contract Volume Due to Large-Volume Domain Contracts

- **The number of domain contracts surged in Q3–Q4 of 2025**
- **The primary reason is large-scale contracts with corporations and businesses**
  ***For purposes such as domain trading, SEO, and AIO testing, etc.**
- **Since these are one-year contracts, we expect a certain decline after one year has passed.**
- **Since this is a bulk purchase with a low unit price, the impact on financial performance will be limited.**

Z.com Overseas Infrastructure Business Number of contracts
Internet Service Provider (ISP) Business Number of domestic business contracts
Domain & Rental Server Business Number of domestic business contracts

Reference data | BS Overview

(Millions of yen)

Current assets	
Cash and deposits	30,033
Trade notes, accounts receivable and contract assets	12,732
Prepaid expenses	7,460
Other	2,661
Total current assets	52,887
Non-current assets	
Tools, furniture and fixtures (net)	4,784
Leased assets (net)	4,645
Other	4,577
Total property, plant and equipment	14,006
Goodwill	1,215
Software	2,067
Other	551
Total intangible assets	3,833
Investment securities	5,212
Deferred tax assets	1,242
Other	569
Total investments and other assets	7,024
Total non-current assets	24,865
Total assets	77,752

Current liabilities	
Accounts payable	3,311
Short-term debt	5,000
Current portion of long-term debt	1,381
Other payables	9,355
Contract liabilities	10,717
Other	5,799
Total current liabilities	35,565
Non-current liabilities	
Long-term debt	3,086
Lease obligations	3,990
Other	286
Total non-current liabilities	7,363
Total liabilities	42,928
Shareholders' equity	
Capital stock	10,691
Capital surplus	19,715
Retained earnings	3,593
Treasury stock	(179)
Total shareholders' equity	33,821
Accumulated other comprehensive income	428
Total equity	34,249
Stock acquisition rights	357
Non-controlling interests	217
Total net assets	34,824
Total liabilities and net assets	77,752

Cash and deposits, capital, and capital surplus:
Increase due to the public offering

Investment securities:
Increase due to the investment in Turing Inc.

Segment	Sub-segment	Breakdown
Internet Infrastructure Business	Domain & Rental Server Business	お名前.com, ConoHa by GMO, GMO GPUクラウド
	Internet Service Provider(ISP) Business	とくとくBB by GMO, GMO BIZアクセス
	Internet Infrastructure Business Other	Overseas Business Common expenses in Infrastructure Business, etc.
Internet Advertising & Media Business	Internet Advertising & Media Business	GMO COMMERCE, GMO NIKKO, GMO INSIGHT
	Internet Advertising & Media Business Other	Common expenses in Advertising Business, etc.
Other and Consolidation Eliminations		Company-wide common expenses, etc. consolidation eliminations

- **In the financial results summary, we disclose segment-specific sales and operating profit.**
- **The classifications used in this financial results explanation document are sub-segments established to provide detailed explanations of the segments in the financial results summary.**
- **The sub-segments within each segment are classified so that their combined values are the same as the segment values.**

* GMO Commerce, Inc. consolidated from Q4 2026

Segment	Sub-segment	Breakdown	
Internet Infrastructure Business	Domain & Rental Server Business	お名前.com / ConoHa by GMO / GMO GPUクラウド	**Existing Businesses** (Domain & Rental Server Business, and Internet Service Provider Business, excluding GPU Cloud) **: These businesses feature a revenue structure with high recurring revenue. As a result, the structure is less prone to significant volatility or fluctuations caused by seasonal factors.** **New Business** (GPU Cloud) **: The ramp-up phase concluded in Q4 2025. We may make additional capital investments depending on the situation.**
	Internet Service Provider(ISP) Business	とくとくBB by GMO / GMO BIZアクセス	
	Internet Infrastructure Business Other	Overseas Business Common expenses in Infrastructure Business, etc.	**Includes sales of overseas business and allocated common expenses.** **Allocated common expenses are largely fixed in nature.**
Internet Advertising & Media Business	Internet Advertising & Media Business	GMO COMMERCE / GMO NIKKO / GMO INSIGHT	**Internet Advertising & Media Business sales fluctuate with year-end budget cycles; cost cuts via reorganization in Q3 2025.**
	Internet Advertising & Media Business Other	Common expenses in Advertising Business, etc.	**Includes allocated common expenses.** **Allocated common expenses are largely fixed in nature.**
Other and Consolidation Eliminations		Company-wide common expenses, etc. consolidation eliminations	**Unallocated common expenses and consolidation eliminations are included here.**

*1: This document presents our views on the structure and trends of each business and does not constitute specific earnings forecasts or numerical targets.
*2: For common expenses in "Other" of the Internet Infrastructure Business and Internet Advertising & Media Business, expenses linked to each business have been separated from allocated common expenses to compare trends on a basis similar to pre-transfer performance from the GMO Internet Group, Inc. (January 2025). *3: GMO Commerce, Inc. consolidated from Q4 2026

Reference data | Board Directors (1/2)

GMO INTERNET

[Directors]



Chairman of the Board
Masatoshi Kumagai



President and CEO
Tadashi Ito



Director and Executive Vice President, Head of Advertising & Media Business
Makoto Hashiguchi



Director
Masashi Yasuda

[Audit and Supervisory Committee Members]



Director and Audit and Supervisory Committee Member
Miyuki Iwahama



Director and Audit and Supervisory Committee Member
Tomoshige Sugino



Director and Audit and Supervisory Committee Member
Takuya Ayukawa

Reference data | Board Directors (2/2)

GMO INTERNET

[Executive Officers]



Executive Vice President, Head of Systems Division

Hirofumi Yamashita



Senior Managing Executive Officer, General Manager of Network Solutions Business Division

Yasuo Hayashi



Senior Managing Executive Officer, General Manager of Domain and Cloud Business Division

Kimihiro Kodama



Executive Officer, General Manager of Corporate Management Division

Toshihiko Sugaya



Executive Officer, Representative Director and President of GMO NIKKO Inc.

Isamu Sakuma



Executive Officer, Representative Director and President of GMO Insight Inc.

Shinichiro Tokunaga



Executive Officer, Synergy Project Manager

Minoru Saito



Executive Officer, Head of Systems Division

Satoshi Makita



Executive Officer, Head of Corporate Development Department

Seishi Yasunaga

Precautions for handling this material

This material is intended to provide information regarding our company's corporate presentation and is not intended as a solicitation to invest in securities issued by our company. This material is prepared based on data as of November 13, 2026.

The opinions and forecasts contained in this material are based on our judgment at the time of preparation of the material, and we do not guarantee or promise the accuracy or completeness of the information, which is subject to change without notice.

All intellectual property rights, including trademarks, copyrights, portrait rights, and all other rights of each company cited in this document are the property of the respective owners of the intellectual property rights and their respective owners.

GMO INTERNET